


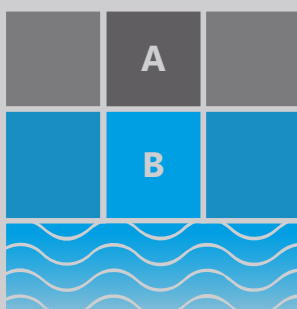




grupo viatturi
PISCINAS Y SOLADOS






DESIGNACIÓN	B-VR BORDE VIATTURI RECTO
MEDIDAS NOMINALES (cm.)	54,5 x 49,5
PESO (kg.)	16
PIEZAS	1
CANTIDAD (por pallet)	56

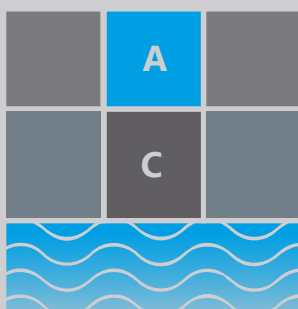


BORDE RECTO

A	S-VRA
B	B-VR


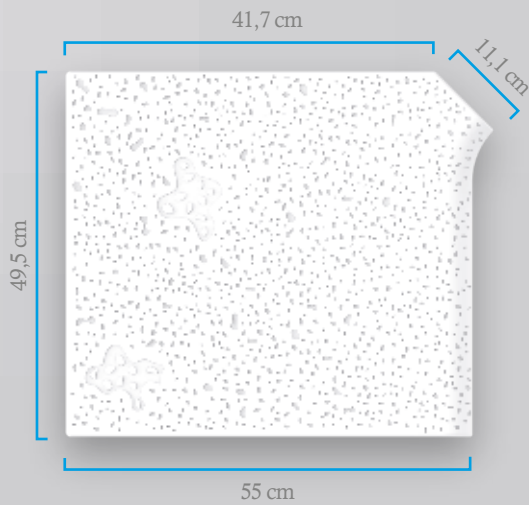



DESIGNACIÓN	S-VRA SOLÁRIUM VIATTURI RECTO AMPLIACION
MEDIDAS NOMINALES (cm.)	49,5 x 49,5
PESO (kg.)	10.5
PIEZAS	1
CANTIDAD (por pallet)	90




SOLARIUM AMPLIACIÓN

A	S-VRA
C	B-VR

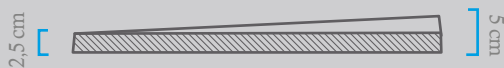




DESIGNACIÓN	B-VRC BORDE VIATTURI RINCÓN CURVO (A Y B)
MEDIDAS NOMINALES (cm.)	49,5 x 49,5
PESO (kg.)	16,5
PIEZAS	2
CANTIDAD (por pallet)	28




CONJUNTO ESQUINA CURVO
3 PIEZAS (2 CURVOS 1 RECTO)

E	S-VP
F ₁ -F ₂	B-VRC





DESIGNACIÓN	S-VP SOLARIUM VIATTURI PECHITO
MEDIDAS NOMINALES (cm.)	49,5 x 49,5
PESO (kg.)	11,600
PIEZAS	1
CANTIDAD (por pallet)	36

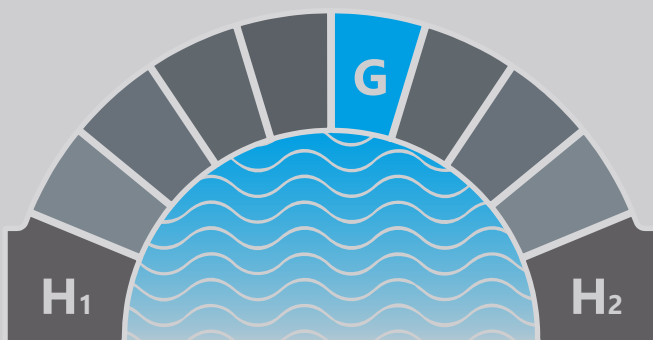


CONJUNTO ESQUINA CURVO
3 PIEZAS (2 CURVOS 1 RECTO)

E	S-VP
F ₁ -F ₂	B-VRC

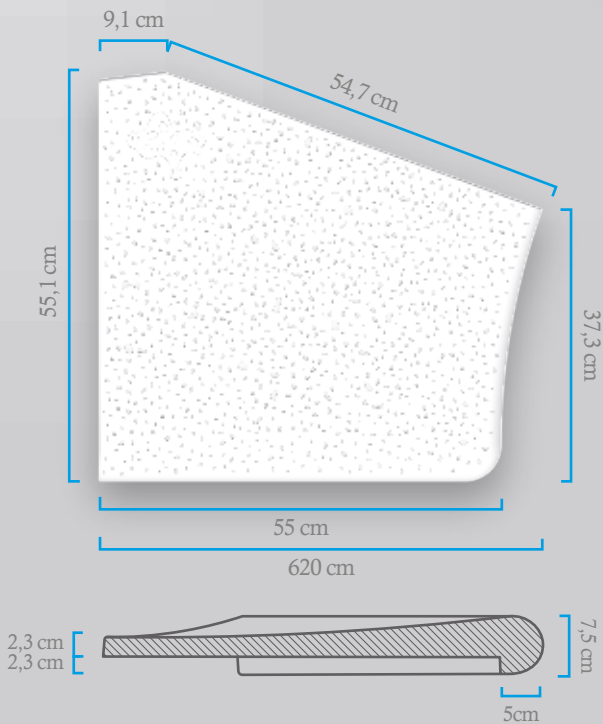



DESIGNACIÓN	B-V Ø 2 BORDE VIATTTURI DIÁMETRO 2 MTS
MEDIDAS NOMINALES (cm.)	54,5 x 28,5
PESO (kg.)	11
PIEZAS	1
CANTIDAD (por pallet)	28



CONJUNTO ARCO ROMANO DIÁMETRO 2 MTS
10 PIEZAS (2 INICIOS Y 8 CUÑAS)

G	B-V Ø 2
H ₁ -H ₂	B-VI Ø 2

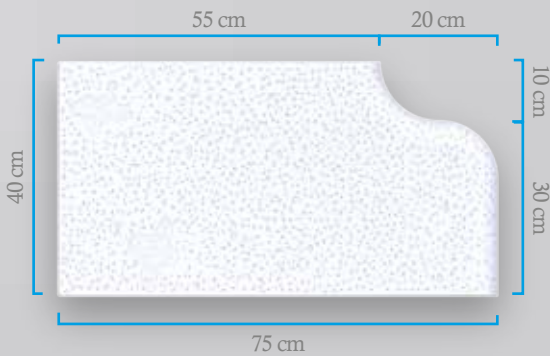


DESIGNACIÓN	B-VI Ø 2 (A Y B) BORDE VIATTURI INICIO DIÁMETRO 2 MTS
MEDIDAS NOMINALES (cm.)	54,5 x 54,5
PESO (kg.)	20
PIEZAS	2
CANTIDAD (por pallet)	16




CONJUNTO ARCO ROMANO DIÁMETRO 2 MTS
10 PIEZAS (2 INICIOS Y 8 CUÑAS)

G	B-V Ø 2
H ₁ -H ₂	B-VI Ø 2





DESIGNACIÓN	B-VG Ø 2 (CH) (A Y B) BORDE VIATTURI GAVIOTA CHICO
MEDIDAS NOMINALES (cm.)	74,5 x 39,5
PESO (kg.)	16
PIEZAS	2
CANTIDAD (por pallet)	22

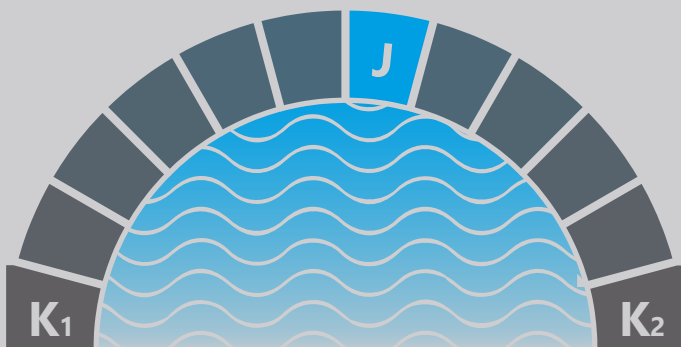


CONJUNTO ARCO ROMANO 2 MTS BORDE GAVIOTA CHICO
12 PIEZAS (2 INICIOS Y 10 CUÑAS)

G	B-V Ø 2
I1-I2	B-VG Ø 2
B	B-VR

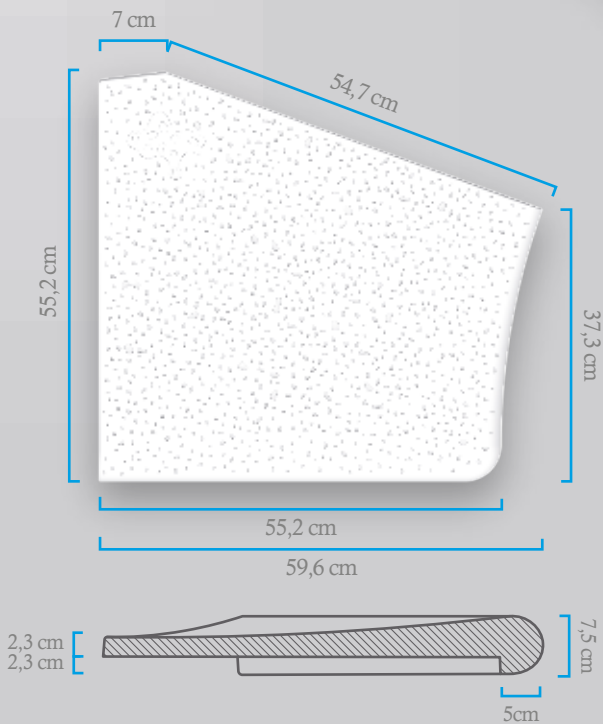



DESIGNACIÓN	B-V Ø 3 BORDE VIATTTURI DIÁMETRO 3 MTS
MEDIDAS NOMINALES (cm.)	54,5 x 37
PESO (kg.)	14
PIEZAS	1
CANTIDAD (por pallet)	28




CONJUNTO ARCO ROMANO DIÁMETRO 3 MTS
12 PIEZAS (2 INICIOS Y 10 CUÑAS)

J	B-V Ø 3
K ₁ -K ₂	B-VI Ø 3

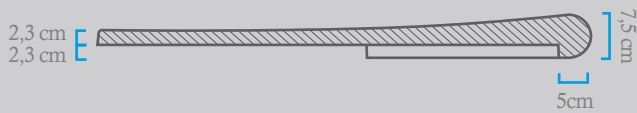




DESIGNACIÓN	B-VI Ø 3 (A Y B) BORDE VIATTURI INICIO DIÁMETRO 3 MTS
MEDIDAS NOMINALES (cm.)	54,5 x 54,5
PESO (kg.)	20
PIEZAS	2
CANTIDAD (por pallet)	16

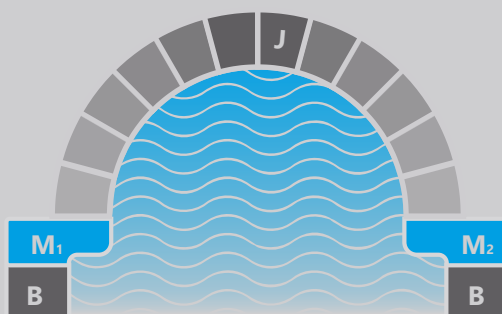


CONJUNTO ARCO ROMANO DIÁMETRO 3 MTS
12 PIEZAS (2 INICIOS Y 10 CUÑAS)

J	B-V Ø 3
L ₁ -L ₂	B-VI Ø 3






DESIGNACIÓN	B-VG Ø 3 (GR) (A Y B) BORDE VIATTURI GAVIOTA GRANDE
MEDIDAS NOMINALES (cm.)	94,5 x 39,5
PESO (kg.)	19
PIEZAS	2
CANTIDAD (por pallet)	22

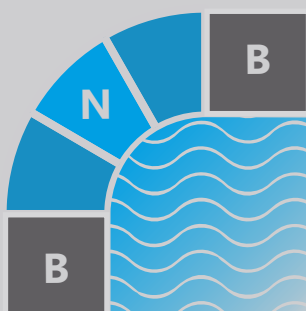


CONJUNTO ARCO ROMANO 3 MTS BORDE GAVIOTA GRANDE
14 PIEZAS (2 INICIOS Y 12 CUÑAS)

J	B-V Ø 3
M ₁ -M ₂	B-VG Ø 3
B	B-VR


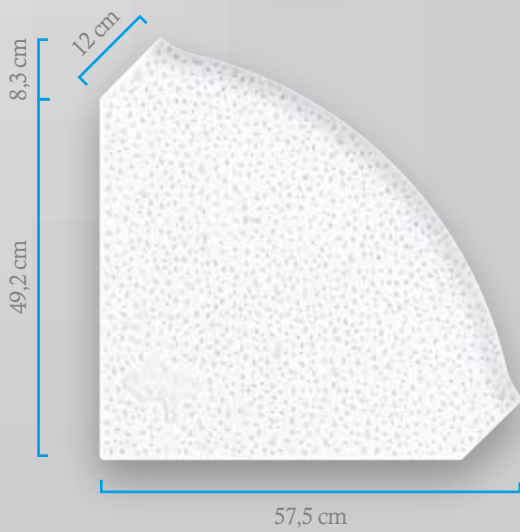


DESIGNACIÓN	B-VR500 BORDE VIATTURI RADIO 500
MEDIDAS NOMINALES (cm.)	54,5 x 54,5
PESO (kg.)	13.200
PIEZAS	1
CANTIDAD (por pallet)	28

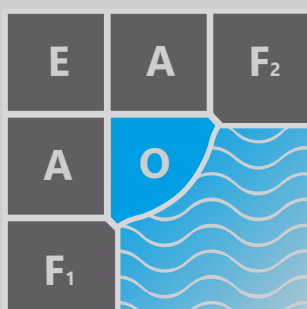


CONJUNTO RINCÓN R=500
3 PIEZAS (90°)

N	B-VR500
B	B-VR


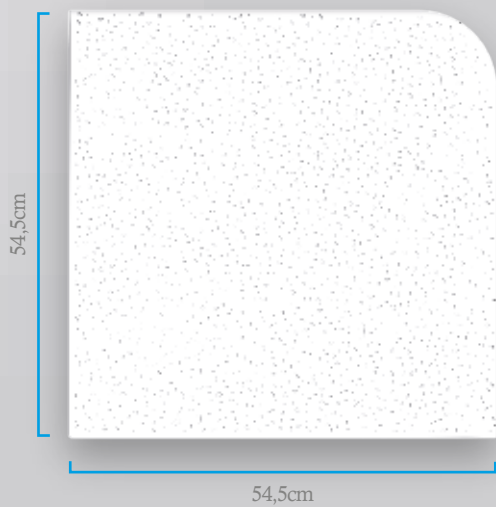



DESIGNACIÓN	B-VIC R=0,50 BORDE VIATTURI INVERTIDO CURVO
MEDIDAS NOMINALES (cm.)	48,5 x 48,5
PESO (kg.)	21.600
PIEZAS	1
CANTIDAD (por pallet)	16

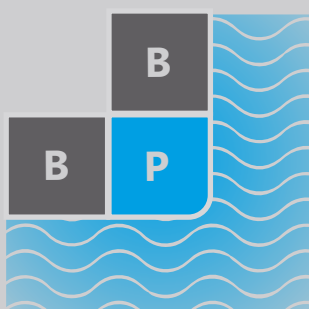


CONJUNTO INVERTIDO CURVO
6 PIEZAS (1 PECHITO, 2 RECTOS, 1 INV. CURVO Y 2 RINCONES)

E	S-RVA
A	S-VP
O	B-VIC
F ₁ -F ₂	B-VRC




DESIGNACIÓN	B-VIR R=0,10 BORDE VIATTURI INVERSO RECTO
MEDIDAS NOMINALES (cm.)	54,5 x 54,5
PESO (kg.)	23
PIEZAS	1
CANTIDAD (por pallet)	16

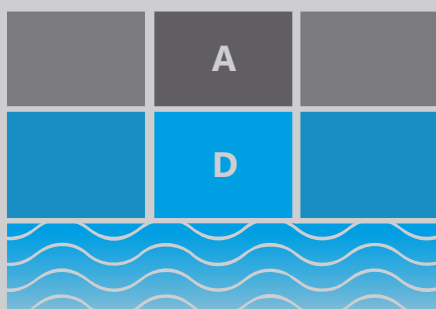


BORDE INVERTIDO RECTO

B	B-VR
P	B-VIR

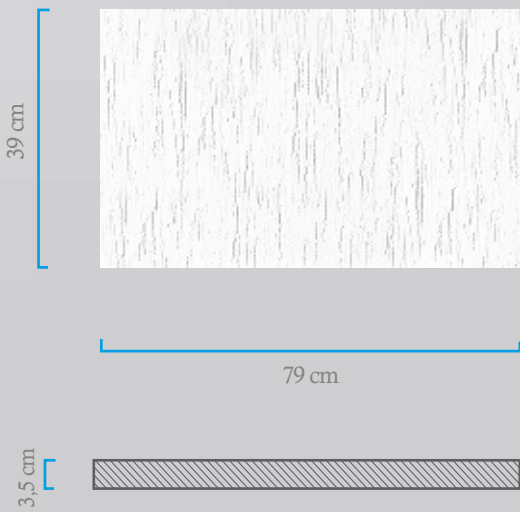


DESIGNACIÓN	Borde travertino minimalista B-VT.8
MEDIDAS NOMINALES (cm.)	39 x 79
PESO (kg.)	20.3
PIEZAS	1
CANTIDAD (por pallet)	—

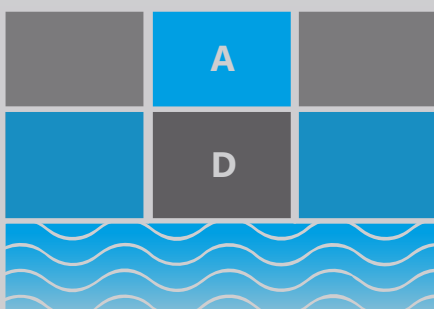


BORDE TRAVERTINO MINIMALISTA

A	B-VST.8
D	B-VT.8

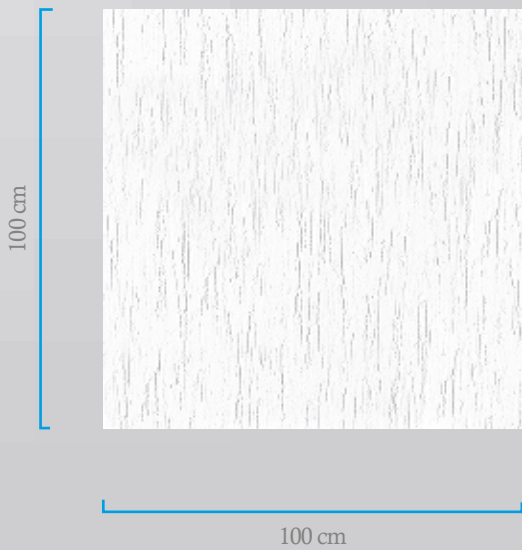


DESIGNACIÓN	Solarium Travertino Ampliación B-VST.8
MEDIDAS NOMINALES (cm.)	79 x 39
PESO (kg.)	18.8
PIEZAS	1
CANTIDAD (por pallet)	—

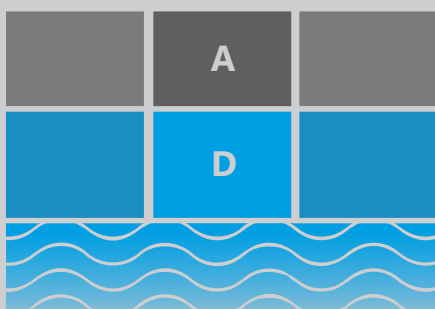


SOLARIUM TRAVERTINO AMPLIACION

A	B-VST.8
D	B-VT.8




DESIGNACIÓN	Borde travertino minimalista B-VT.1
MEDIDAS NOMINALES (cm.)	100 x 100
PESO (kg.)	20.3
PIEZAS	1
CANTIDAD (por pallet)	-

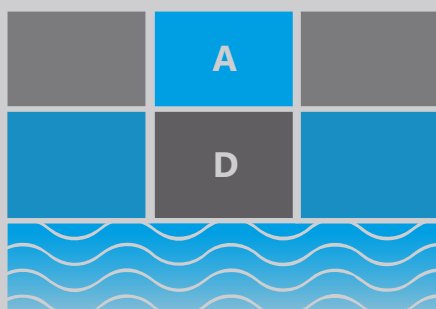


BORDE TRAVERTINO MINIMALISTA

A	B-VST.1
D	B-VT.1





DESIGNACIÓN	Solarium Travertino Ampliación B-VST.1
MEDIDAS NOMINALES (cm.)	100 x 100
PESO (kg.)	18.8
PIEZAS	1
CANTIDAD (por pallet)	-

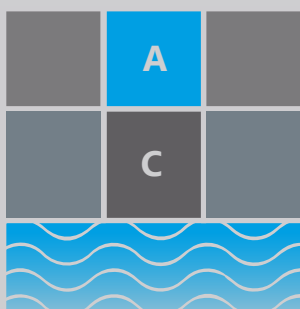


SOLARIUM TRAVERTINO AMPLIACION

A	B-VST.1
D	B-VT.1

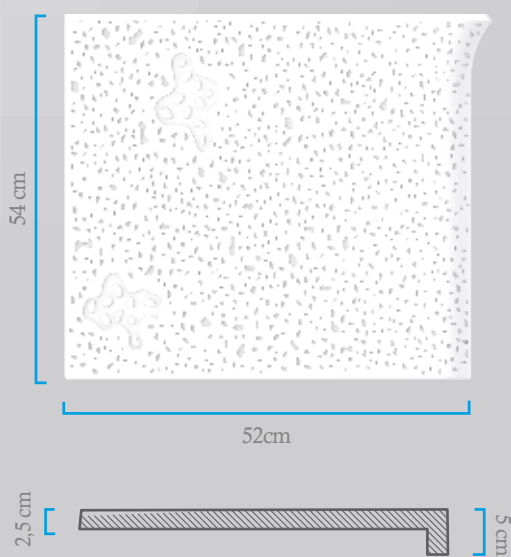



DESIGNACIÓN	B-VM BORDE VIATTURI MINIMALISTA
MEDIDAS NOMINALES (cm.)	52,5 x 49,5
PESO (kg.)	11,5
PIEZAS	1
CANTIDAD (por pallet)	72




SOLARIUM AMPLIACIÓN

A	S-VRA
C	B-VM

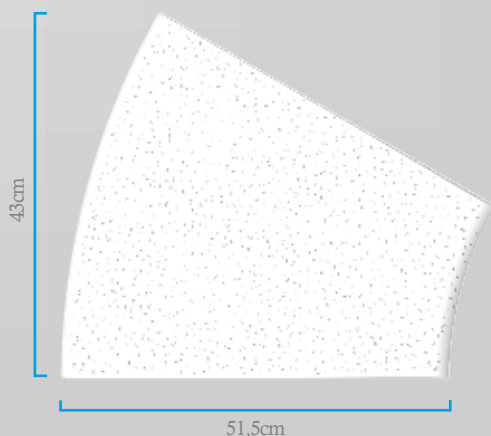


DESIGNACIÓN	MV-RC RINCÓN CURVO VIATTURI (A Y B)
MEDIDAS NOMINALES (cm.)	52 x 54
PESO (kg.)	12,5
PIEZAS	1
CANTIDAD (por pallet)	40

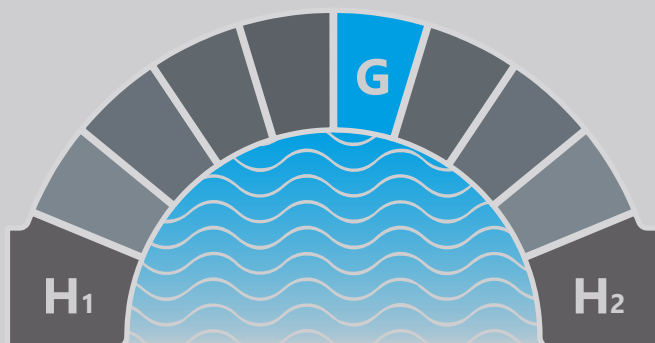


CONJUNTO ESQUINA CURVO
3 PIEZAS (2 CURVOS 1 RECTO)

E	S-VRA
F₁-F₂	MV-RC

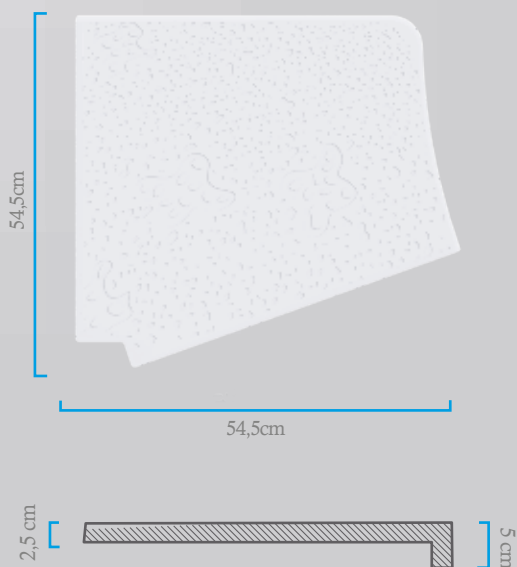



DESIGNACIÓN	M-V2 DIÁMETRO 2 Ø2
MEDIDAS NOMINALES (cm.)	51,5 x 43
PESO (kg.)	8.65
PIEZAS	1
CANTIDAD (por pallet)	40

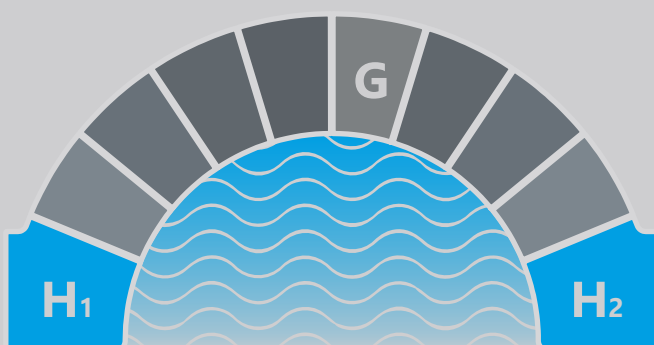


CONJUNTO ARCO ROMANO DIÁMETRO 2 MTS
 10 PIEZAS (2 INICIOS Y 8 CUÑAS)

G	M-V Ø2
H ₁ -H ₂	M-VI Ø2




DESIGNACIÓN	M-V12 BORDE INICIO DIÁMETRO 2
MEDIDAS NOMINALES (cm.)	54,5x54,5
PESO (kg.)	20
PIEZAS	1
CANTIDAD (por pallet)	20



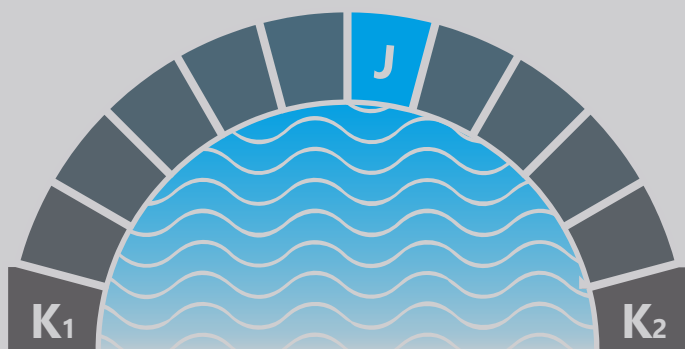
CONJUNTO ARCO ROMANO DIÁMETRO 2 MTS
10 PIEZAS (2 INICIOS Y 8 CUÑAS)

G	M-V Ø 2
H ₁ -H ₂	M-VI Ø 2

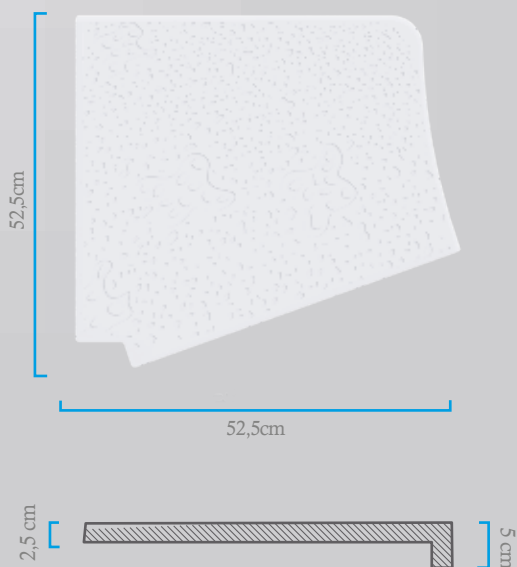



DESIGNACIÓN	M-V3 DIÁMETRO 3
MEDIDAS NOMINALES (cm.)	52 x 50,5
PESO (kg.)	12,5
PIEZAS	1
CANTIDAD (por pallet)	40

CONJUNTO ARCO ROMANO DIÁMETRO 3 MTS
12 PIEZAS (2 INICIOS Y 10 CUÑAS)

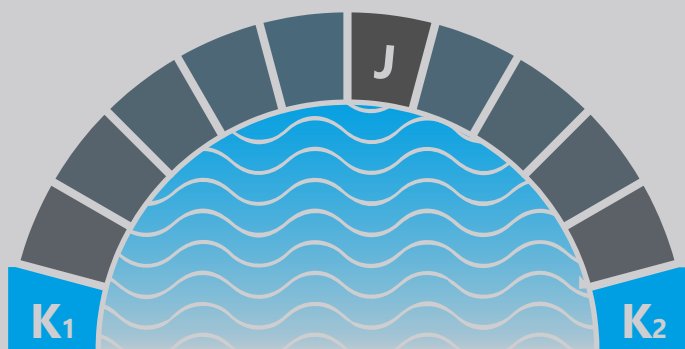


J	M-V Ø3
K ₁ -K ₂	M-V1 Ø3





DESIGNACIÓN	M-V13 BORDE INICIO DIÁMETRO 3
MEDIDAS NOMINALES (cm.)	52,5x52,5
PESO (kg.)	12,5
PIEZAS	1
CANTIDAD (por pallet)	20

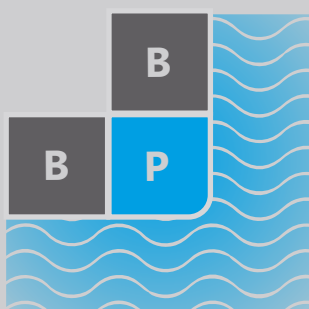
CONJUNTO ARCO ROMANO DIÁMETRO 3 MTS
12 PIEZAS (2 INICIOS Y 10 CUÑAS)



J	M-V Ø3
K ₁ -K ₂	M-V1 Ø3


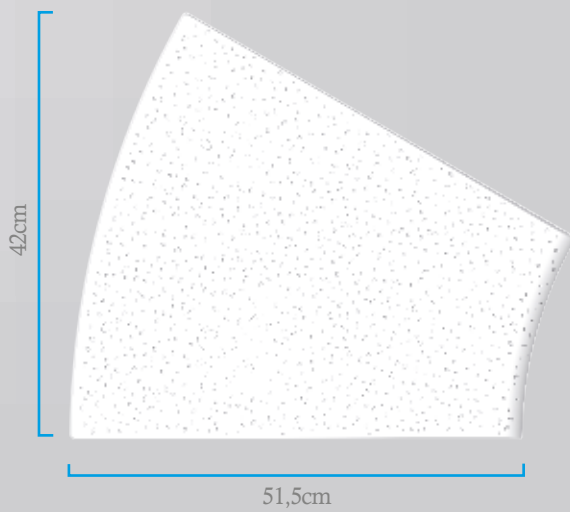


DESIGNACIÓN	M-VIR BORDE VIATTURI INVERTIDO RECTO
MEDIDAS NOMINALES (cm.)	51,5 x 51,5
PESO (kg.)	12,5
PIEZAS	1
CANTIDAD (por pallet)	-

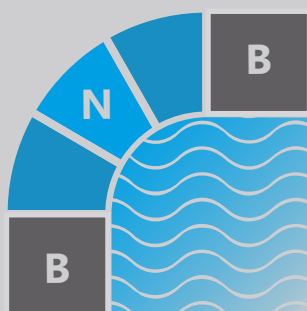


BORDE INVERTIDO RECTO

B	B-VM
P	M-VIR




DESIGNACIÓN	M-V500 BORDE VIATTURI RADIO 500
MEDIDAS NOMINALES (cm.)	51,5 x 42
PESO (kg.)	8.35
PIEZAS	1
CANTIDAD (por pallet)	40




CONJUNTO RINCÓN R=500
3 PIEZAS (90°)


N	M-V500
B	B-VM



B-VR



S-VP




S-VRA




B-V Ø 2




B-V Ø 3




B-VIR R=0,10




B-VR500



B-VI Ø 2



B-VI Ø 3




B-VIC R=0,50




B-VG Ø 2



B-VG Ø 3



B-VRC



B-VT.8




B-VST.8





B-VT.1




B-VST.1





B-VM




MV-RC




M-V Ø2




M-V1 Ø2



M-V Ø3



M-V1 Ø3



M-VIR




M-V500



<p>DESIGNACIÓN</p>	<p>V-CRC CASILLA ROTOMOLDEADA CHICA (PARA FILTRO FL40 O VC30)</p>	<p>V-CRG CASILLA ROTOMOLDEADA GRANDE (PARA FILTRO FL50 O VC50)</p>	<p>V-EQFL40 EQUIPO FILTRADO (CASILLA ROTOMOLDEADA + FILTRO FL40 + BOMBA 1/2 + 1 LLAVE)</p>
--------------------	---	--	--



DESIGNACIÓN	PP BOLSA PASTINA PREPARADA
MEDIDAS NOMINALES (cm.)	-
PESO (kg.)	10
PIEZAS	-
CANTIDAD (por pallet)	50





grupoviatturi
PISCINAS Y SOLADOS

Tel +54 0351 4909057 | ventas@grupoviatturi.com.ar | www.grupoviatturi.com.ar
Calle Pública s/n (altura Av. Japón al 1600) | Barrio Aeropuerto | Córdoba, Argentina